

Demonstrate Match Feature Configuration In SquadTracker

Powered by [guidde](#)

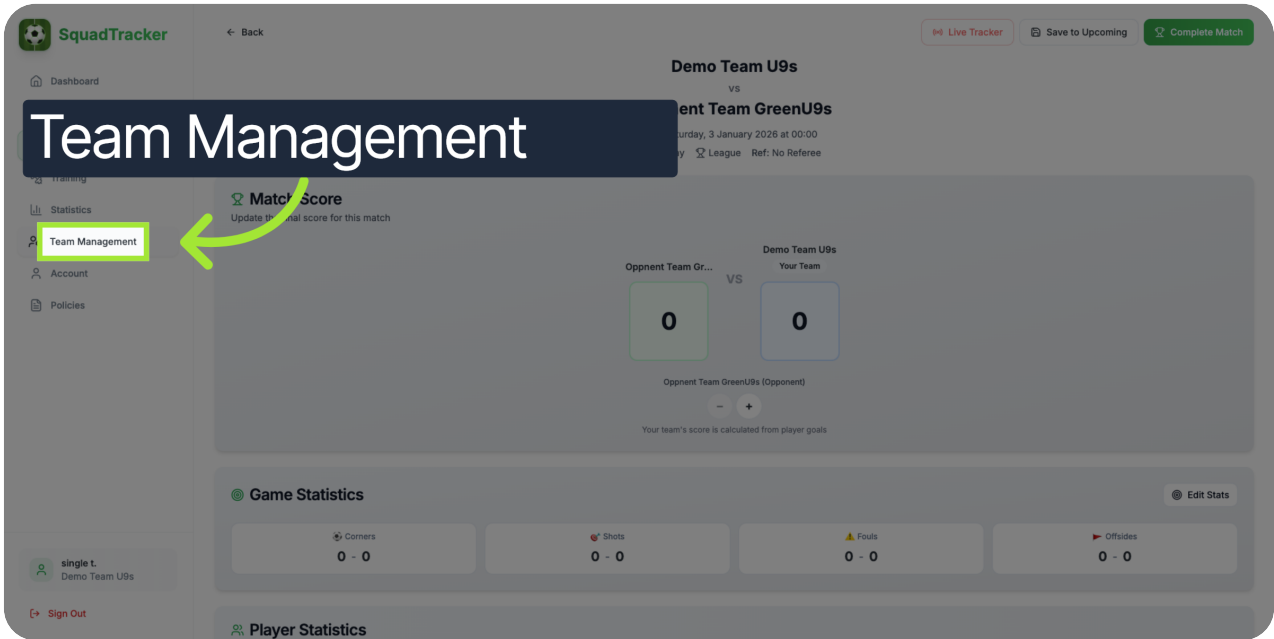


This demo helps you manage and customize match features. You'll see how to enable and disable the features within a match.

Go to localhost:3001

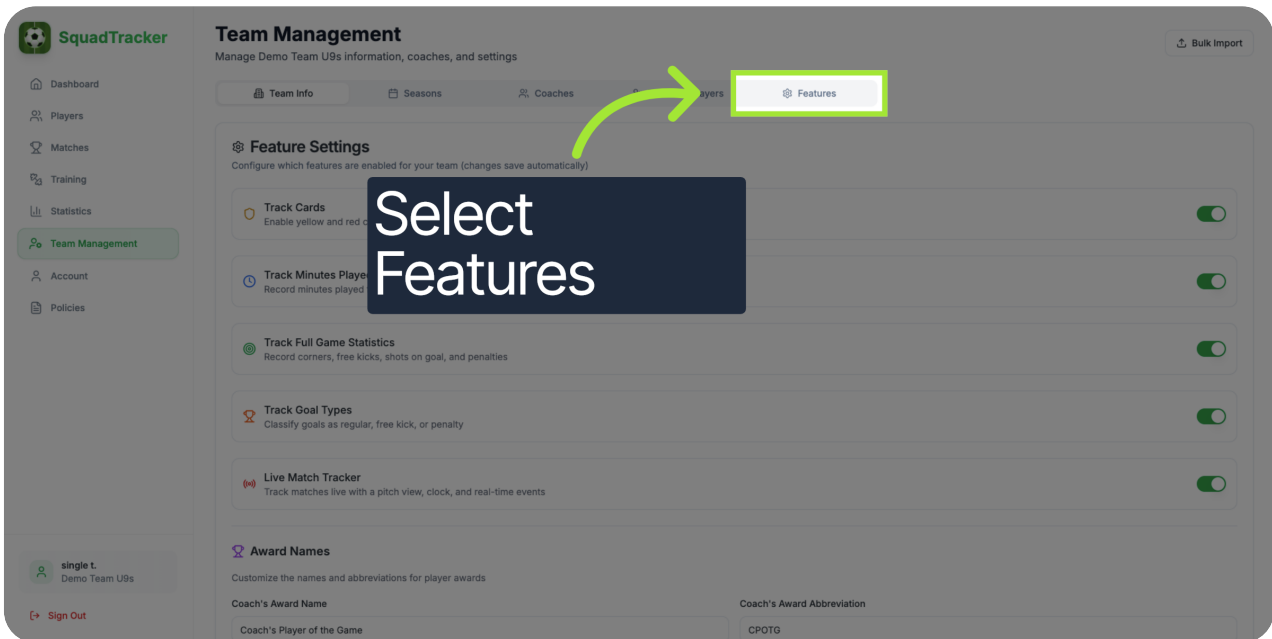
01 Navigate to Team Management

If you do not see the features you want when you open a match. Select Team Management to access your team's settings and configurations.



02 Open Features Settings

Select Features to manage which functionalities are enabled for your team.



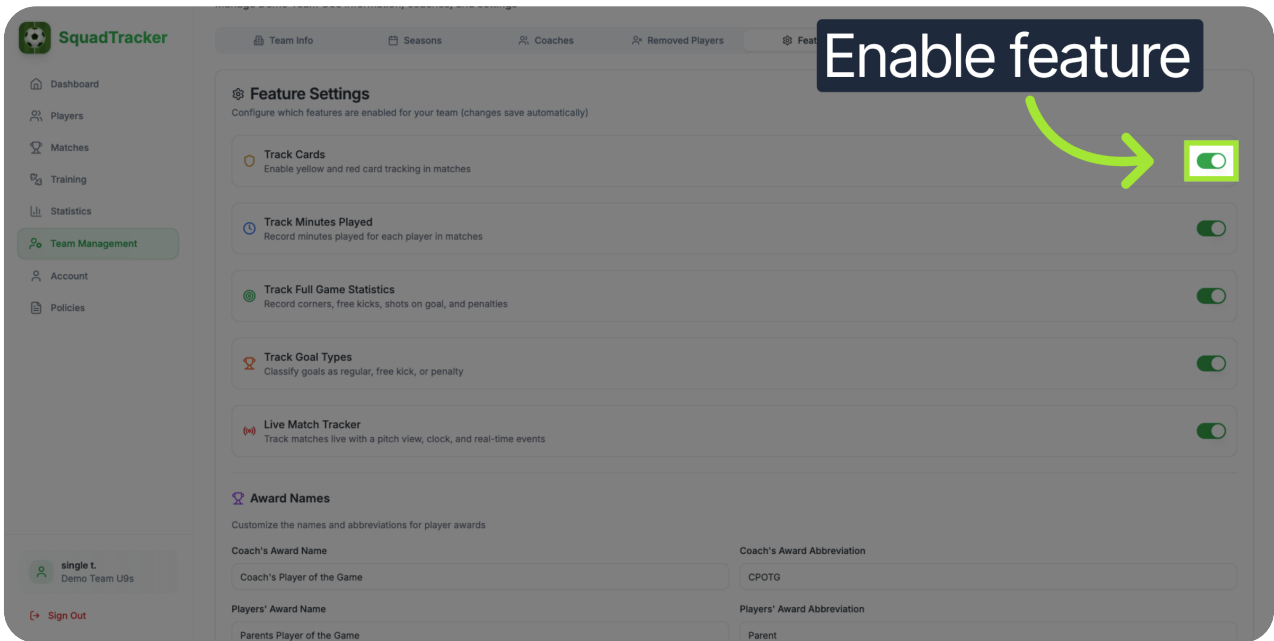
The screenshot displays the SquadTracker Team Management interface. The main heading is "Team Management" with the subtitle "Manage Demo Team U9s information, coaches, and settings". A navigation bar at the top includes "Team Info", "Seasons", "Coaches", "Players", and "Features". The "Features" tab is highlighted with a green box, and a green arrow points to it from the "Players" tab. Below the navigation bar, the "Feature Settings" section is visible, with the instruction "Configure which features are enabled for your team (changes save automatically)". A dark blue box with the text "Select Features" is overlaid on the settings. The settings include:

- Track Cards: Enable yellow and red cards (toggle on)
- Track Minutes Played: Record minutes played (toggle on)
- Track Full Game Statistics: Record corners, free kicks, shots on goal, and penalties (toggle on)
- Track Goal Types: Classify goals as regular, free kick, or penalty (toggle on)
- Live Match Tracker: Track matches live with a pitch view, clock, and real-time events (toggle on)

At the bottom, the "Award Names" section is partially visible, showing "Coach's Award Name" and "Coach's Award Abbreviation".

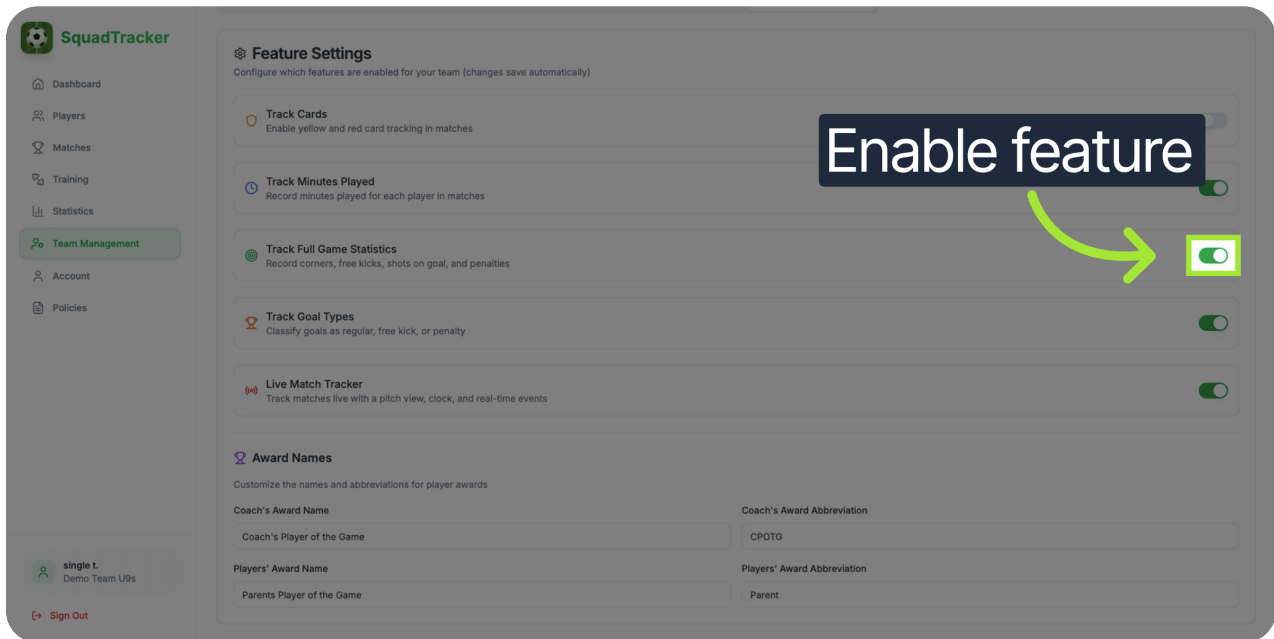
03 Enable Feature Option

Activate any of the features you for your team.



04 Activate Additional Feature

Enable or Disable other features that enhances team management.

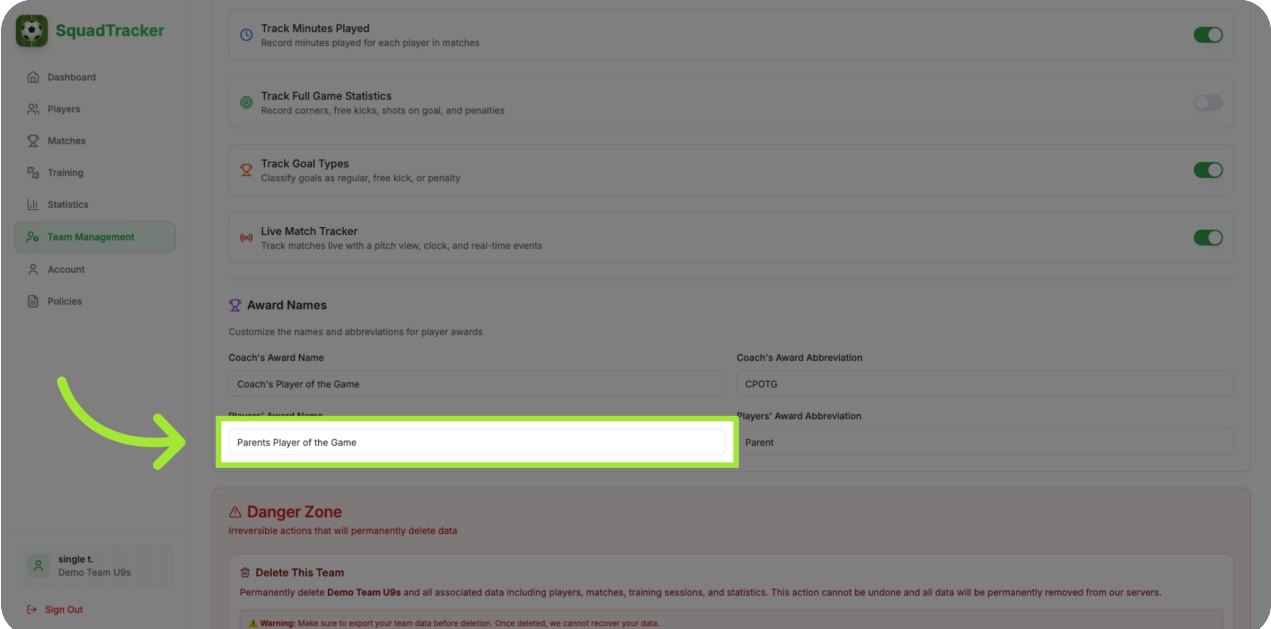


The screenshot shows the SquadTracker interface with the following elements:

- Header:** SquadTracker logo and navigation menu (Dashboard, Players, Matches, Training, Statistics, Team Management, Account, Policies).
- Feature Settings Section:**
 - Track Cards:** Enable yellow and red card tracking in matches. Toggle is off.
 - Track Minutes Played:** Record minutes played for each player in matches. Toggle is off.
 - Track Full Game Statistics:** Record corners, free kicks, shots on goal, and penalties. Toggle is on. A green box highlights this toggle, and a callout box with the text "Enable feature" and a green arrow points to it.
 - Track Goal Types:** Classify goals as regular, free kick, or penalty. Toggle is on.
 - Live Match Tracker:** Track matches live with a pitch view, clock, and real-time events. Toggle is on.
- Award Names Section:** Customize the names and abbreviations for player awards.
 - Coach's Award Name:** Coach's Player of the Game
 - Coach's Award Abbreviation:** CPOTG
 - Players' Award Name:** Parents Player of the Game
 - Players' Award Abbreviation:** Parent
- Footer:** User profile (single t. Demo Team U9s) and Sign Out button.

05 Select Award Name Field

Update the Award Names. They are default set players and couches player of the game. Select to update



The screenshot shows the SquadTracker interface with the 'Award Names' section selected in the sidebar. The 'Award Names' section allows customization of award names and abbreviations. The 'Parents Player of the Game' field is highlighted with a green border, and a green arrow points to it from the left sidebar. Below this section is a 'Danger Zone' with a 'Delete This Team' button and a warning message.

Award Name	Award Abbreviation
Coach's Award Name	Coach's Award Abbreviation
Coach's Player of the Game	CPOTG
Parents Player of the Game	Parent
Players' Award Name	Players' Award Abbreviation

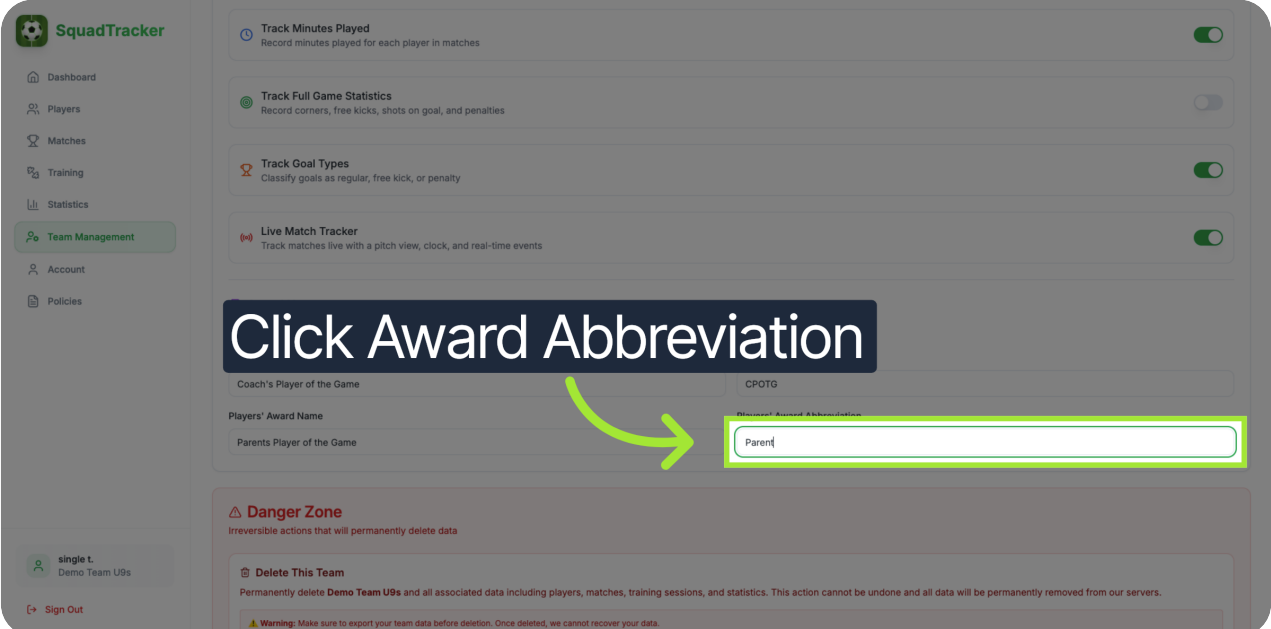
Danger Zone
Irreversible actions that will permanently delete data

Delete This Team
Permanently delete **Demo Team U9s** and all associated data including players, matches, training sessions, and statistics. This action cannot be undone and all data will be permanently removed from our servers.

Warning: Make sure to export your team data before deletion. Once deleted, we cannot recover your data.

06 Select Award Abbreviation Field

Select the Award Abbreviation to set the abbreviation format for awards. This is how it shows on overviews and social posts



The screenshot displays the SquadTracker dashboard. On the left is a navigation menu with options: Dashboard, Players, Matches, Training, Statistics, Team Management (highlighted), Account, and Policies. The main content area features several toggleable tracking features: Track Minutes Played (on), Track Full Game Statistics (off), Track Goal Types (on), and Live Match Tracker (on). Below these is a large dark blue callout box with the text "Click Award Abbreviation" and a red arrow pointing to a text input field. The input field is currently set to "Parent" and is highlighted with a red border. Below the input field is a "Danger Zone" section with a warning icon and the text "Delete This Team", followed by a warning message: "Warning: Make sure to export your team data before deletion. Once deleted, we cannot recover your data."

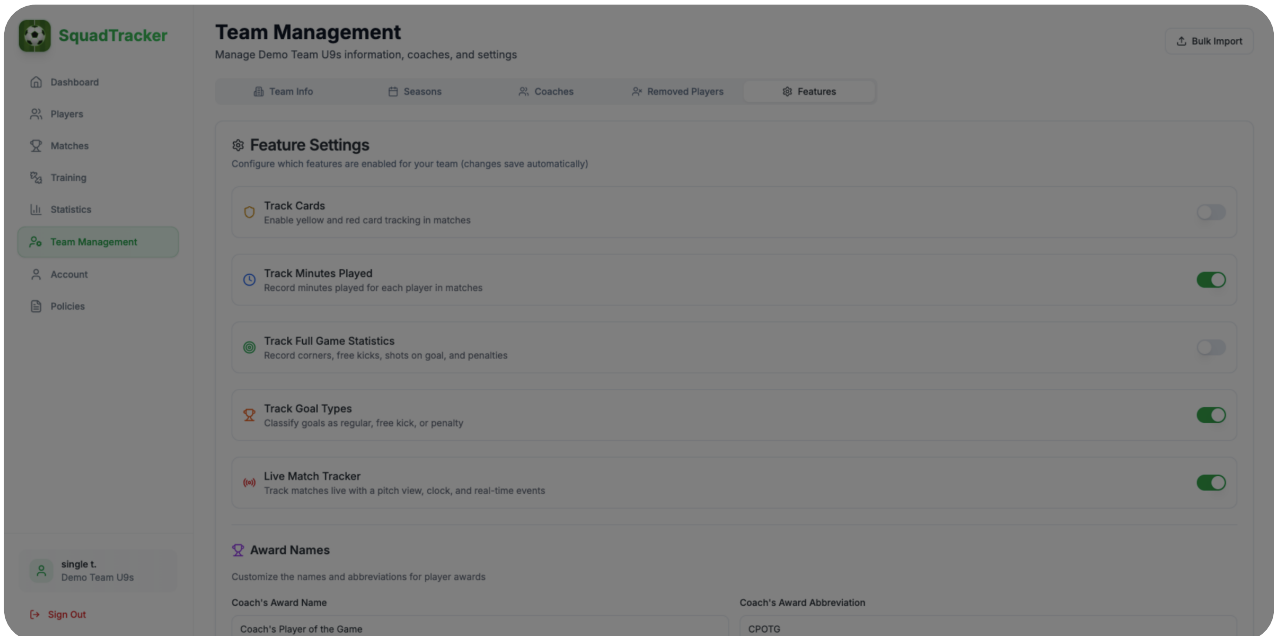
07 Enter Award Abbreviation

For example PPOTG as the abbreviation for Player or parents player of the Game awards.

The screenshot displays the SquadTracker application interface. On the left is a navigation sidebar with options: Dashboard, Players, Matches, Training, Statistics, Team Management (highlighted), Account, and Policies. The main content area features three toggleable settings: 'Track Full Game Statistics' (disabled), 'Track Goal Types' (enabled), and 'Live Match Tracker' (enabled). Below these is a form for entering award abbreviations. A dark blue box with the text 'Enter abbreviation' and a green arrow points to a text input field containing 'PPOTG'. The form includes labels for 'Coach's Player of the Game' (with value 'CPOTG'), 'Players' Award Name', and 'Parents Player of the Game'. At the bottom, a 'Danger Zone' section contains a 'Delete This Team' warning and a 'Delete Team' button. The user profile 'single t. Demo Team U9s' and a 'Sign Out' link are visible in the bottom left.

08 Access Feature Settings

Feature Settings to configure which features are enabled for your team; changes save automatically. You may need to logout and back in for the Awards name to change.



The screenshot displays the SquadTracker web application interface. The top navigation bar includes the SquadTracker logo, the title "Team Management", and a "Bulk Import" button. Below the navigation bar, there are tabs for "Team Info", "Seasons", "Coaches", "Removed Players", and "Features". The "Features" tab is active, showing a "Feature Settings" section with five toggleable options:

- Track Cards**: Enable yellow and red card tracking in matches. (Toggle: Off)
- Track Minutes Played**: Record minutes played for each player in matches. (Toggle: On)
- Track Full Game Statistics**: Record corners, free kicks, shots on goal, and penalties. (Toggle: Off)
- Track Goal Types**: Classify goals as regular, free kick, or penalty. (Toggle: On)
- Live Match Tracker**: Track matches live with a pitch view, clock, and real-time events. (Toggle: On)

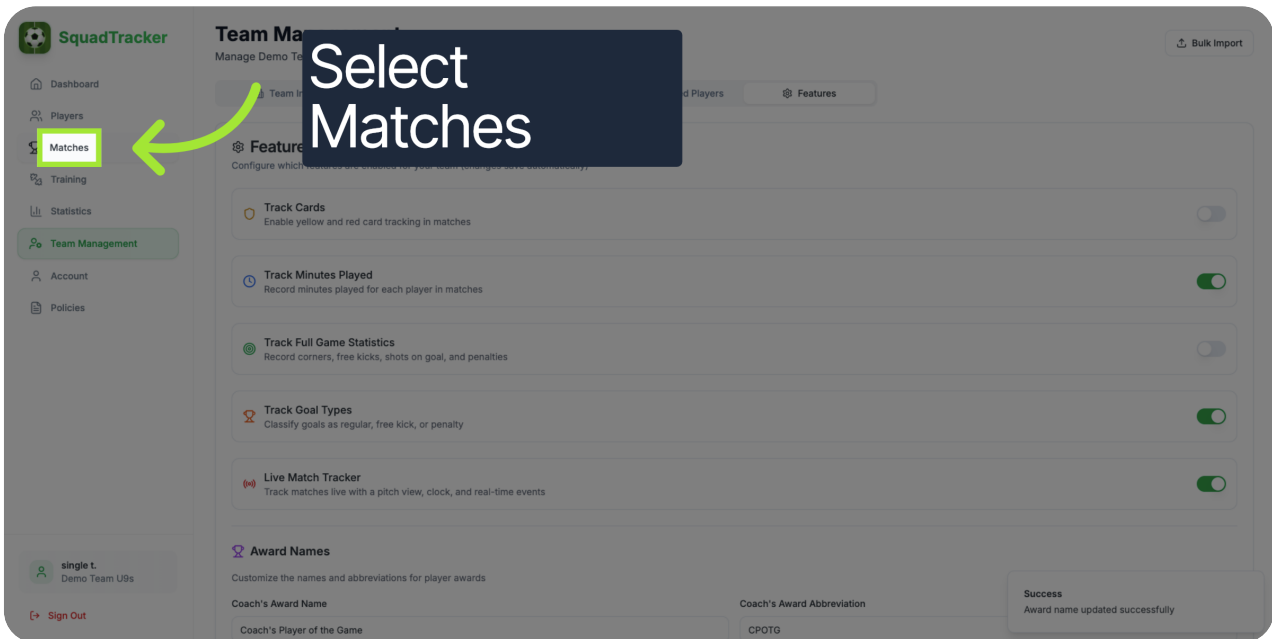
Below the Feature Settings section is the "Award Names" section, which allows customizing names and abbreviations for player awards. It includes a table with the following structure:

Coach's Award Name	Coach's Award Abbreviation
Coach's Player of the Game	CPOTG

The interface also features a left sidebar with navigation options: Dashboard, Players, Matches, Training, Statistics, Team Management (highlighted), Account, and Policies. At the bottom left, there is a user profile for "single t. Demo Team U9s" and a "Sign Out" button.

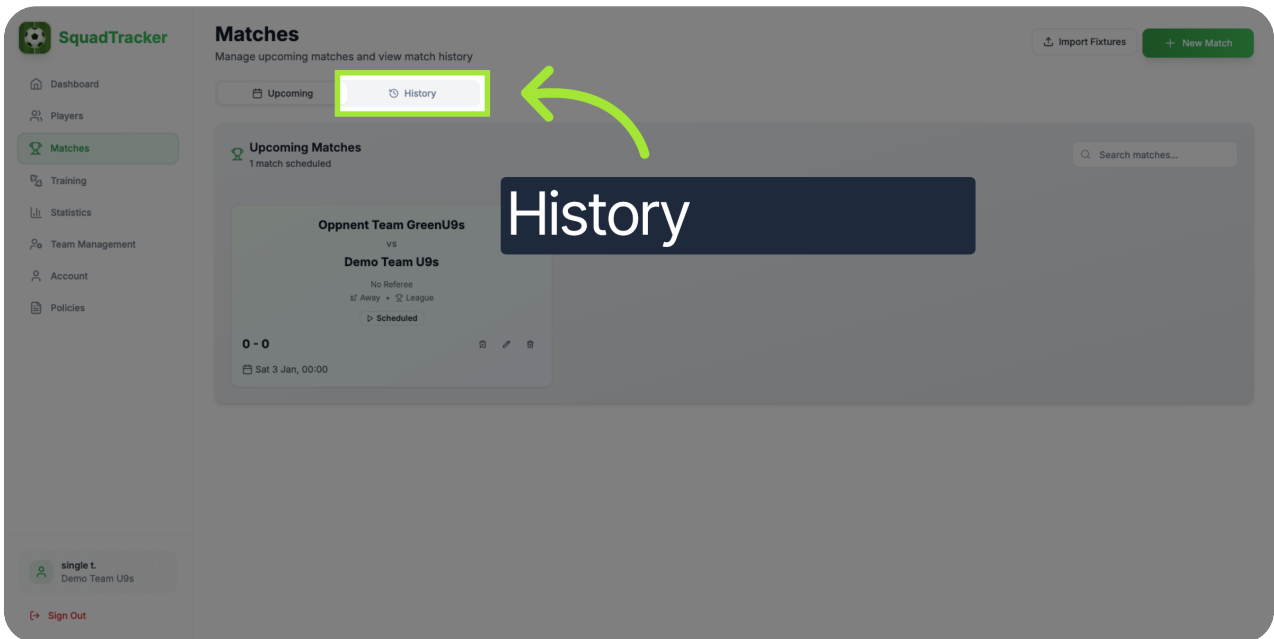
09 Return to Matches

Select Matches to go back to the list of matches after configuring features.



10 Open Match

Open a match to review past match records and performance data.



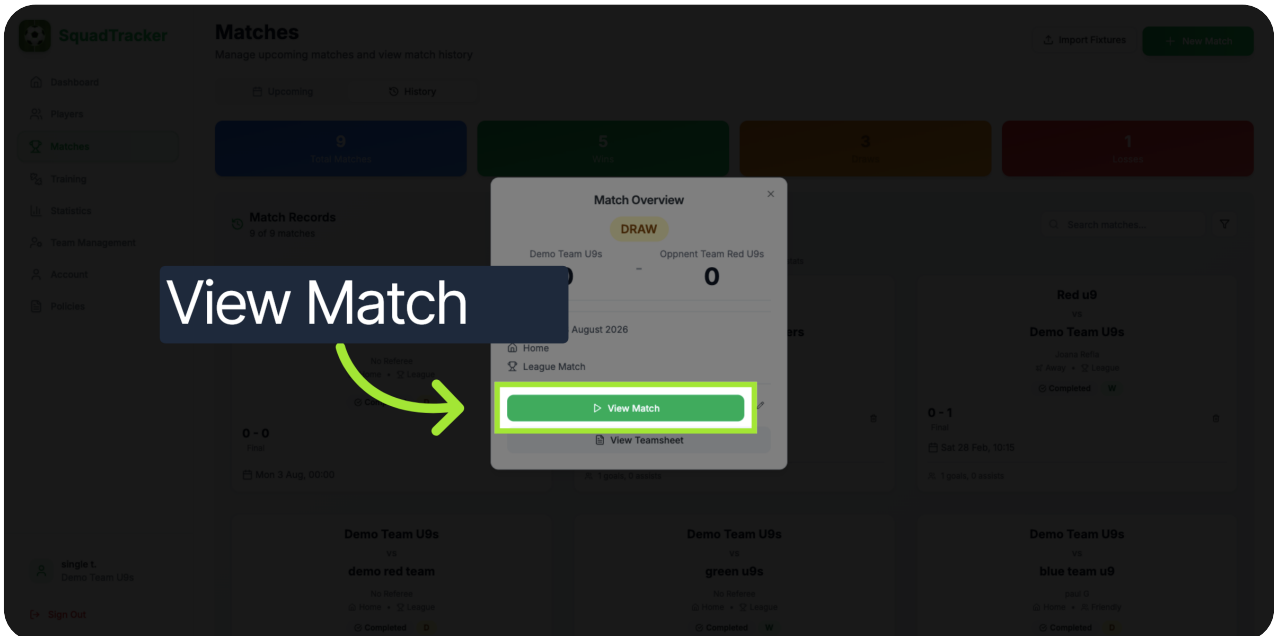
11 Select Match Comparison

Click vs to compare your team against the opponent in the selected match.

The screenshot displays the 'Matches' section of the SquadTracker application. At the top, there are statistics for 9 total matches: 5 Wins, 3 Draws, and 1 Losses. Below this, a 'Match Records' section shows a grid of 9 match cards. The first card, 'Demo Team U9s vs Oppnent Team Red U9s', is highlighted with a green border. A dark blue callout box with the text 'Select any match' and a green arrow points to the 'vs' text on the second match card, 'Demo Team U9s vs Parkdale FC U9 Rangers'. The interface includes a sidebar with navigation options like Dashboard, Players, Matches, Training, Statistics, Team Management, Account, and Policies. A 'Sign Out' button is visible at the bottom left.

12 View Detailed Match

For completed matches select the match and View Match to see comprehensive details and statistics for the game. All features will now be enabled or disabled depending on your choices



This demo demonstrated how to configure match features within SquadTracker, helping you manage your football team more effectively. Start customizing your team's settings today to enhance your management experience.

Powered by [guidde](#)